



# Craft Butterfly/Bee

BY

## **Yakult**

You will need:

Empty and clean Yakult bottle

Black Paint

Googly Eyes

Glue

Pipe cleaners

Colored pencils, Texta's or highlighters





WE WANT TO SEE YOUR CRAFT CREATIONS! TAG @YAKULT AUSTRALIA  
WITH YOUR POSTS AND HASHTAG #DOYOUYAKULT

# Instructions

## Paint empty Yakult bottles

You may need a few layers of paint. We did three layers.

STEP  
**01**



STEP  
**02**



## Colour in wings template

Bee, Dragon fly or Butterfly  
What will it be?  
Its completely up to you!

## Cut out wings

Follow the outline on the template when cutting out the wings.

STEP  
**03**



## Antenna's & Wings

Use sticky tape to secure antenna's and wings.

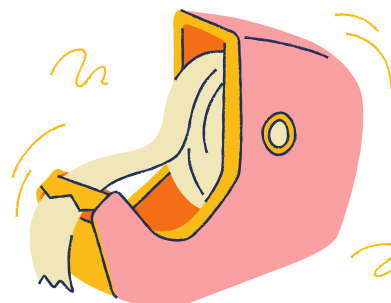
Take a picture, upload and tag us to share your creation  
@yakultaustralia #doyouyakult

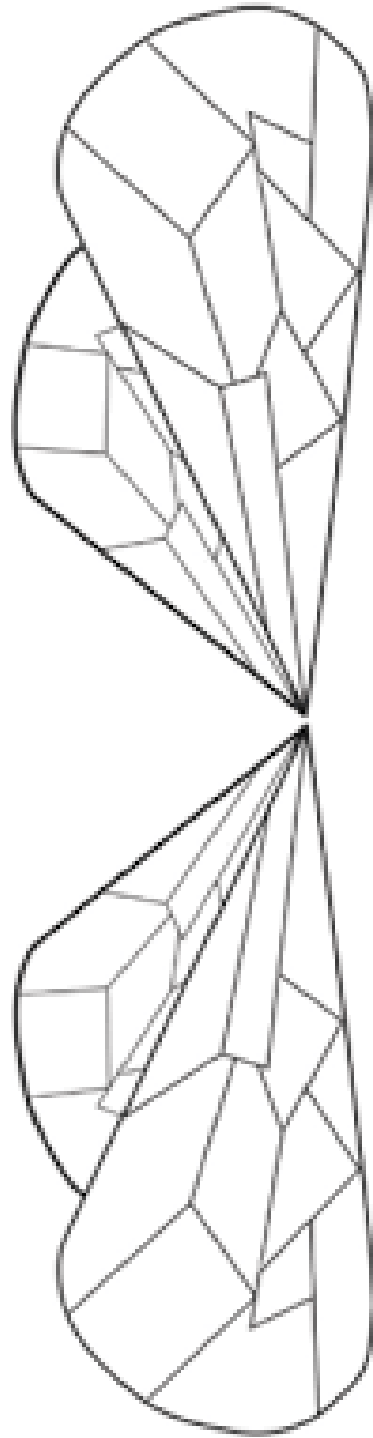
STEP  
**04**

## Glue on Googly Eyes

Make sure your bottles are completely dry before you attempt to glue the eyes on.

STEP  
**05**





**Yakult**