


Yakult craft activity

10- PIN BOWLING



A Yakult craft activity

10- PIN BOWLING

MATERIALS


Scissors

10 white balloons

10 red pipe cleaners

10 empty and clean Yakult bottles

Rubber ball (or preferred ball toy)






A Yakult craft activity

10- PIN BOWLING

INSTRUCTIONS

1. Blow up and let out air from each white balloon to stretch it.
2. Cut the top off the balloon and stretch it over the empty Yakult bottles to cover them.
3. Use pipe cleaners to tie around bottle necks.
Put aside.



A Yakult craft activity

10- PIN BOWLING INSTRUCTIONS

4. Assemble bottles into a triangular formation (see below)

